

Flexar

putting flex work to work

Reports & Analyses



Reports & Analyses

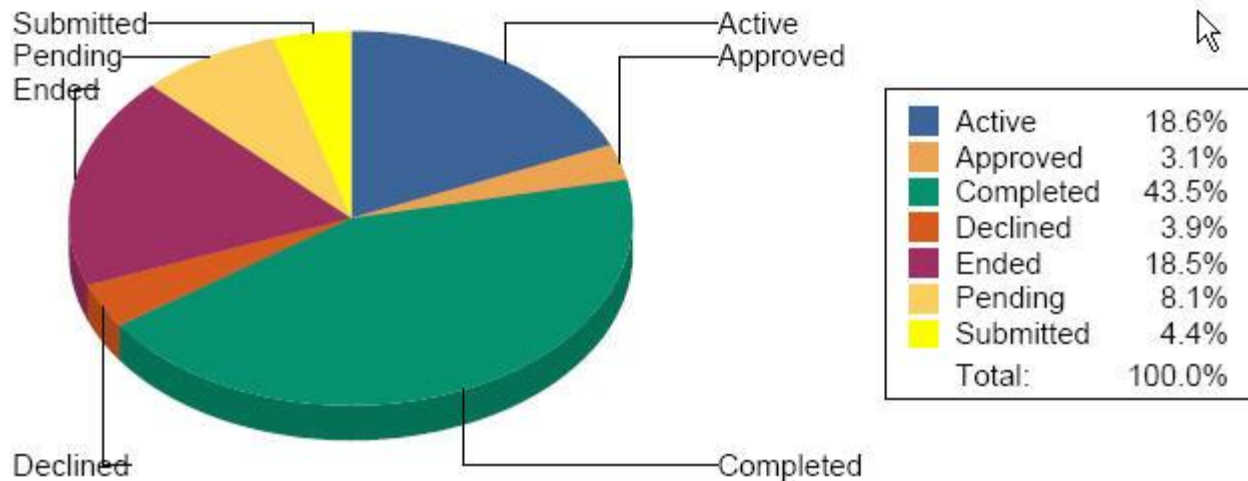
- Supports Crystal Reports, MS SQL Report Server and other ODBC reporting.
- Multiple delivery or publishing formats – Word, PDF, Excel, HTML, flatfile, ...
- Live filtering and sorting, drill-down (summary to detail).
- Full graphics abilities.
- “Out of the box” reporting with additional report requests from Pipersoft technical staff or your internal personnel.

NOTE: In the following slides the notes or annotation for the slide are text boxes inserted in the slide.

This is a sample of the notes or annotations text box as they will appear in the following slides – text is red, italic, Ariel, 12 or 14 pt. The boxes have no outline and vary in transparency.

Graphic Analysis

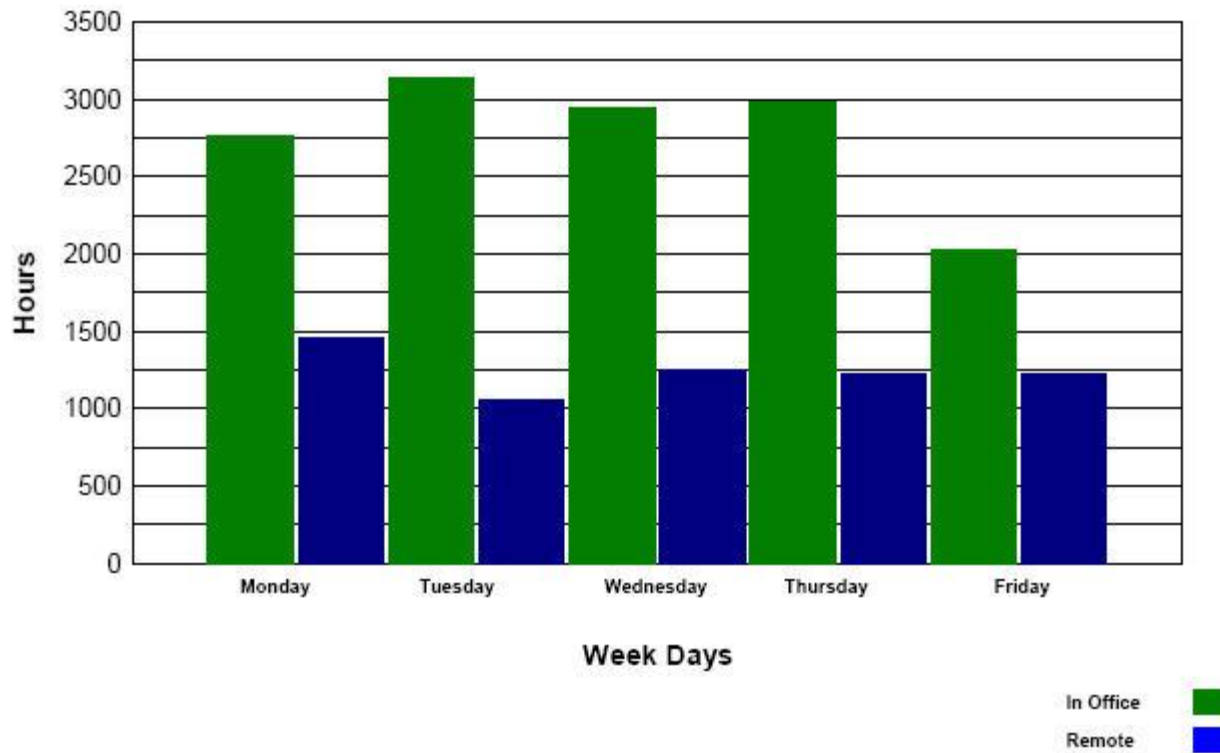
Status Percent across all Arrangements



This report provides an arrangement processing assessment – identifying the percent of arrangements in each phase or status. The size of submitted relative to Approved and Active is an indication of the pace of management review. The report could be filtered to focus on a specific Group, Location or other employee or arrangement attribute of interest.

Total Hours In Office and Remote by Day of Week

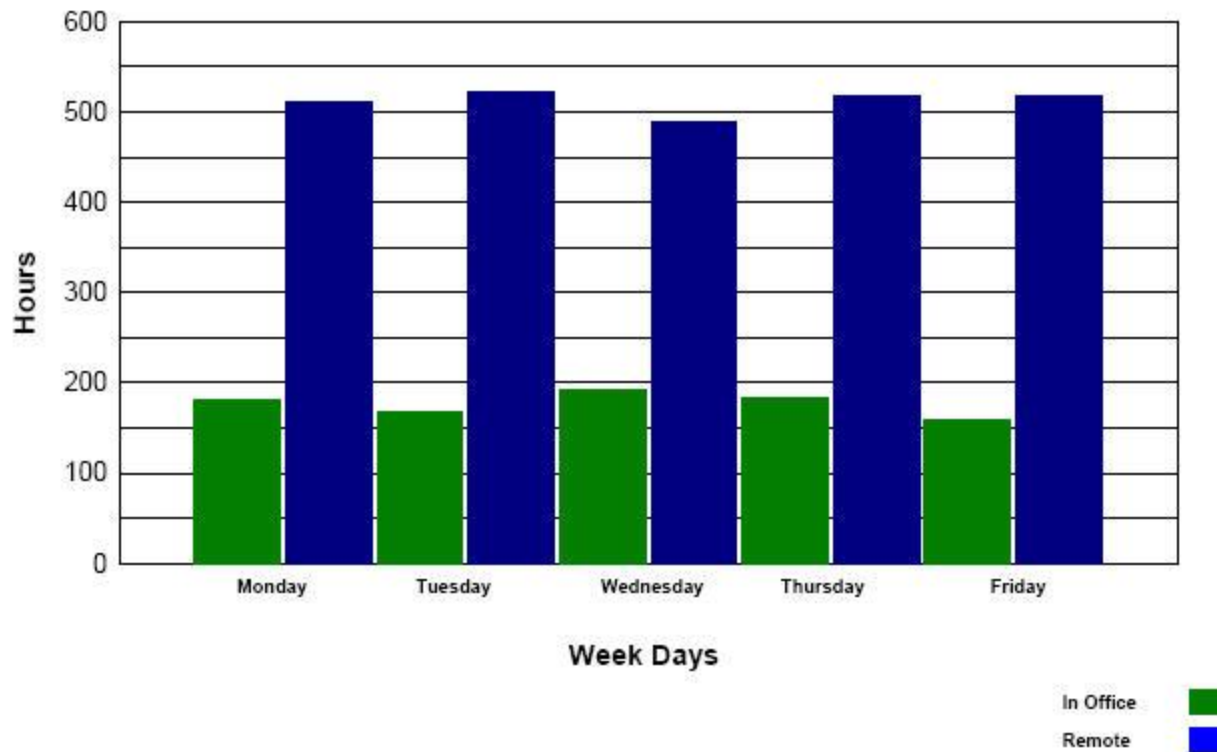
Including Telecommuting - Active, Approved, Submitted, Pending



This report provides a workforce coverage assessment - the total hours "In Office" and "Out of Office" for each work day for current arrangements only. It could be filtered to focus on a specific Group, Location or other employee or arrangement attribute.

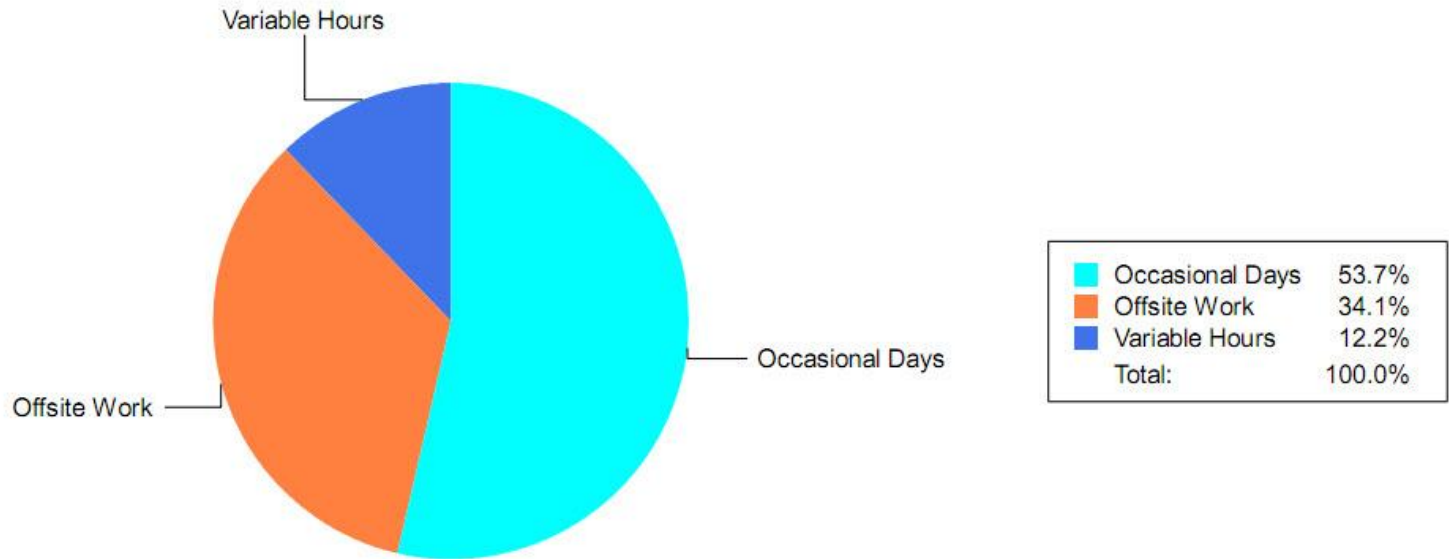
Total Hours In Office and Remote by Day of Week

Remote Work Only



This report provides an assessment of flex work type selection and use. Remote work involves all work performed out of the office and yet roughly 25 to 30% of the time is still “in office” for employees who selected this work type (for this company) and it is distributed almost equally over the days of the week.

Arrangement Type

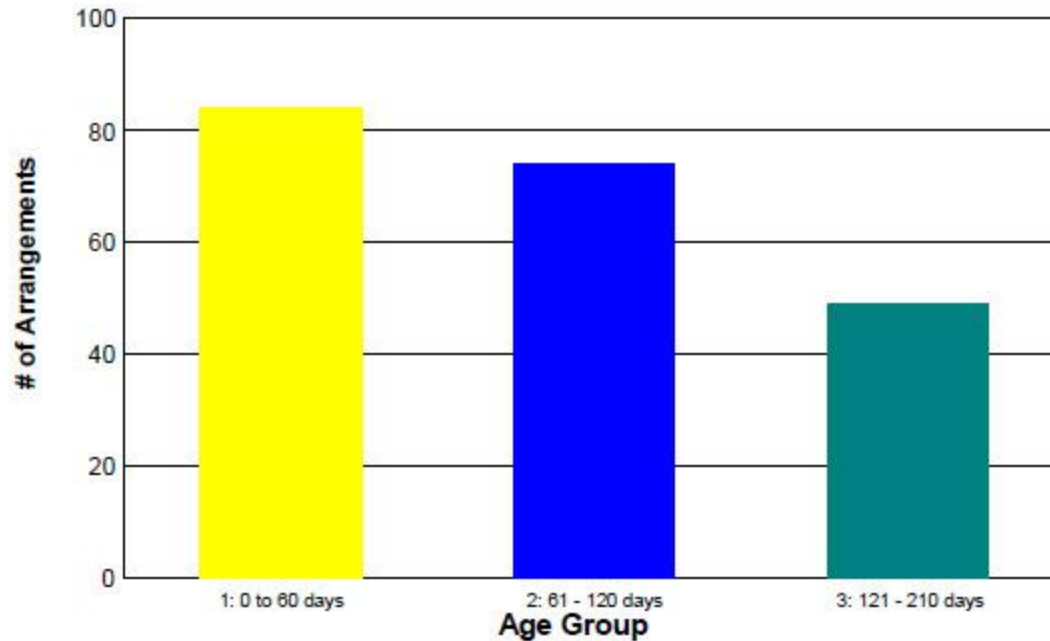


Work Arrangements Grouped by Type

Only Pending, Submitted, Modify, Approved, Active and Re-Submitted arrangements are included.

This report provides the percentages of each flexible work type used in your company focused on current and near-future arrangements (excludes past history).

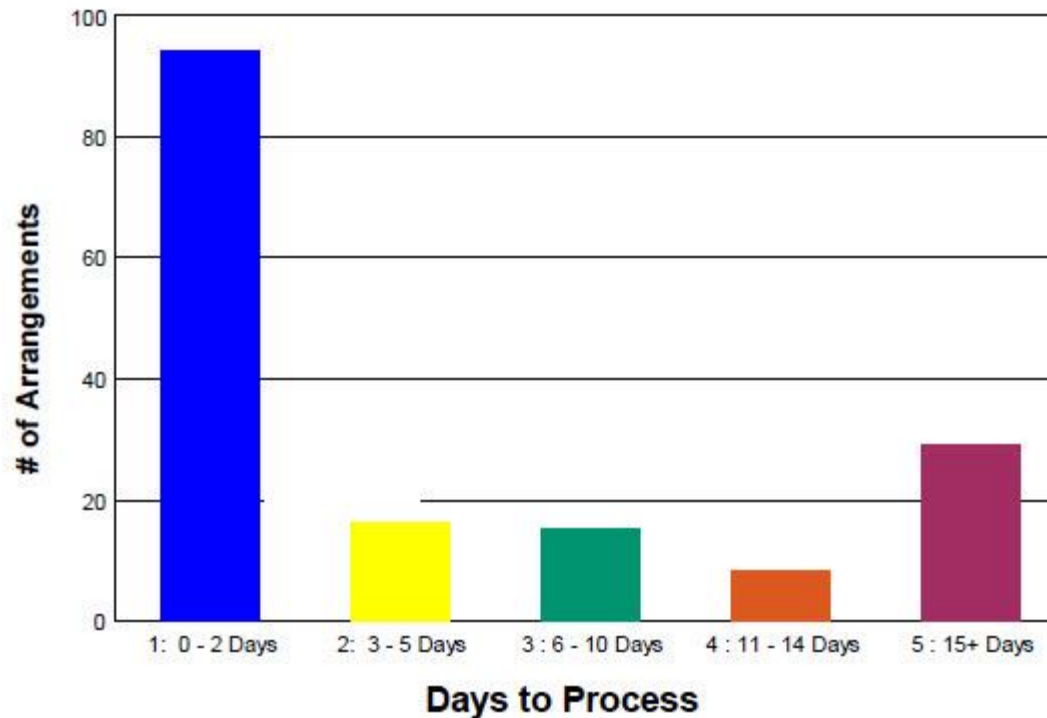
Arrangement Count by Age



Group	Count	Percent
1	84	40.58
2	74	35.75
3	49	23.67

This report provides the number and percentage of each Arrangements within each age group. It provides a snapshot of the demand for flexible work over time in the company.

Arrangement Count by Days to Process

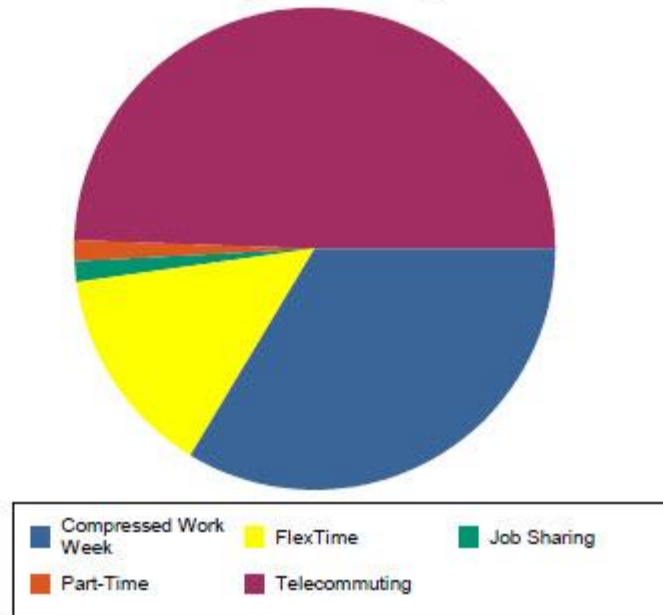


This report provides the count and percentages of each range of days required to process proposals. Ideally, the 1st 3 intervals account for all proposals.

Group	Count	Percent
1	94	58.0
2	16	9.9
3	15	9.3
4	8	4.9
5	29	17.9

These numbers should improve over time, as flex work proposals and processing become part of the fabric of the company.

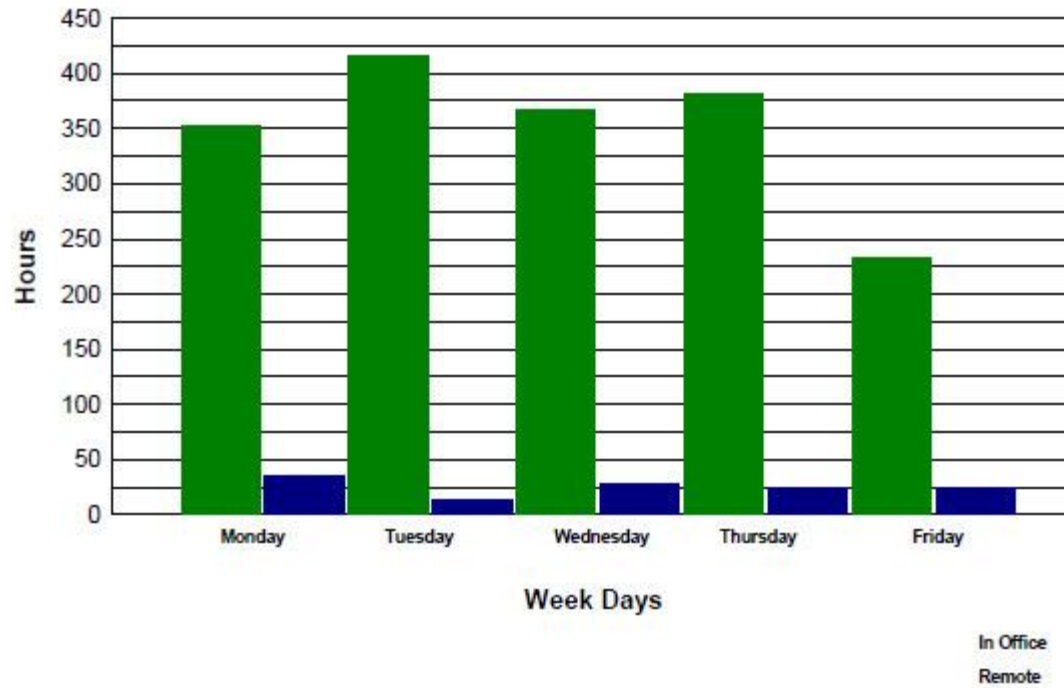
Arrangement Type



Pie chart illustrating the percentages of each flexible work type used in your company focused on current and near-future arrangements (excludes past history). For this company, Telecommuting and Compressed Work Week account for more than 75% of all arrangements.

Total Hours In Office and Remote by Day of Week

(Type is Part Time 80%; Status is Active, Approved, Pending or Submitted)



This report provides total hours in and out of the office for each day of the week for 80% Part Time work types. Notice that part time schedules with 32 hours include out of office work times..

Flexar Reporting - Summary

- Detailed and Summary reports on Persons, Arrangements, Answers (to Proposal Questions), Events, Arrangement Types/Status, Time-to-Process, others.
- Multiple Grouping/Sorting/Filtering criteria.
- Multiple delivery or publishing formats – Word, PDF, Excel, HTML, CSV, and more.
- Wide range of graphics abilities – line graph, bar chart, pie chart, scatter diagram, others.
- “Out of the box” reporting with additional report requests from Pipersoft technical staff.
- Tabular reports were not shown for privacy concerns.

NEXT STEPS

Your company could be enjoying the benefits of **Flexar** within 3 weeks for less than you expect.

There is nothing to buy, no hardware or specialized software to acquire. Users need only a browser (on their computer, notepad or phone). Pipersoft provides everything else for client use.

If you have any questions or would like to schedule a Flexar demonstration, please call 240-602-1127 and ask for a Flexar specialist or email support@pipersoft.net with your request.

If you would like a cost quote and proposal, please call the above number and ask for a Flexar Sales specialist or email your request.